

PRITY



Fireplaces and Stoves


36
PAGES

Catalogue 2015

- WOODBURNING
- COOKING STOVES
- BOILERS
- FIREBOXES
 - FIREBOXES
 - WITH FAN
 - SPECIAL
 - PRITY PANORAMA
- PELLET STOVES
- ACCESSORIES
- CATALOGUE 2015

New product
















Prity FMS-RK



http://



CONTENTS

Fireplaces K1		4-5
Fireplaces K2		6
Fireplaces Standard		7-8
Special fireplaces		9
Fireplaces PRITY		10
Fireplaces with granite		11
Fireplaces with oven		12
Cooking stoves		13-14
Boilers		15
Fireboxes to build in		16-21
Fireboxes to build in with fan		22
Fireboxes Prity panorama		23-28
Pellete stoves	 	29-31
Fireplaces with terracotta		32-33





PRITY MINI



	39 x 47 x 62 cm
	48 kg
	5 kW
	Ø130 mm
	35 cm

PRITY K1 Optima



	39 x 39 x 76 cm
	60 kg
	8 kW
	Ø130 mm
	32 cm

PRITY K1R



	45 x 38 x 75 cm
	66 kg
	9 kW
	Ø130 mm
	29 cm

PRITY K1



45 x 38 x 76 cm



61 kg



9 kW



Ø130 mm



34 cm

PRITY K1CP



46 x 44 x 76 cm



74 kg



9 kW



Ø130 mm



34 cm

PRITY K1K



45 x 38 x 95 cm



65 kg




9 kW



Ø130 mm



34 cm



PRITY K12



49 x 45 x 76 cm



74 kg



10 kW



Ø130 mm



38 cm

PRITY K13



59 x 44 x 81 cm



88 kg



12 kW



Ø130 mm



42 cm



PRITY K2



49 x 46 x 81 cm



79 kg



10 kW



Ø130 mm



36 cm

PRITY K2CP W10



51 x 50 x 81 cm



94 kg



10+5=15 kW



Ø130 mm



36 cm

PRITY K22



49 x 46 x 81 cm



80 kg




10 kW



Ø130 mm



36 cm



PRITY K2 with niche



49 x 46 x 90 cm



90 kg



10 kW



Ø130 mm



36 cm

PRITY K2CP W13



51 x 50 x 91 cm



105 kg



13+5=18 kW



Ø130 mm



32 cm

PRITY K22 CP



51 x 50 x 81 cm



91 kg



10 kW



Ø130 mm



36 cm

PRITY S1



	49 x 46 x 83 cm
	81 kg
	10 kW
	Ø130 mm
	36 cm

PRITY S1 W10



	49 x 46 x 83 cm
	85 kg
	10+5=15 kW
	Ø130 mm
	32 cm

PRITY S2



	49 x 46 x 83 cm
	83 kg
	10 kW
	Ø130 mm
	36 cm



PRITY S3 W13



	49 x 46 x 93 cm
	93 kg
	13+5=18 kW
	Ø130 mm
	32 cm

PRITY S3 W17



	57 x 53 x 93 cm
	118 kg
	17+5=22 kW
	Ø130 mm
	42 cm

PRITY S3 W21



	57 x 53 x 93 cm
	134 kg
	21+5=26 kW
	Ø130 mm
	42 cm

PRITY SK



47 x 53 x 90 cm



93 kg



10 kW



Ø130 mm



35 cm

PRITY SR



49 x 46 x 94 cm



77 kg




11 kW



Ø150 mm



37 cm



PRITY SB



47 x 47 x 84 cm



Ø130 mm



89 kg



35 cm



10 kW

PRITY SRB



49 x 46 x 84 cm



Ø150 mm



77 kg








37 cm



11 kW






PRITY AMB



	72 x 55 x 72 cm		Ø150 mm
	89 kg		40 cm
	12 kW		

PRITY MB



	68 x 47 x 78 cm		Ø130 mm
	106 kg		44 cm
	13 kW		

PRITY AM



	72 x 55 x 82 cm		
	93 kg		
	12 kW		
	Ø150 mm		
	40 cm		

PRITY CMR



	66 x 55 x 90 cm		
	138 kg		
	15 kW		
	Ø150 mm		
	44 cm		

PRITY MR



	68 x 47 x 87 cm		
	103 kg		
	10 kW		
	Ø130 mm		
	41 cm		

PRITY WD E



	65 x 55 x 91 cm
	121 kg
	15 kW
	Ø130 mm
	45 cm

PRITY WD



	65 x 55 x 78 cm
	119 kg
	15 kW
	Ø130 mm
	45 cm

PRITY



	65 x 55 x 116 cm
	135 kg
	15 kW
	Ø130 mm
	45 cm



PRITY W17



	65 x 55 x 116 cm
	130 kg
	17+6=23 kW
	Ø130 mm
	44 cm

PRITY WD W24



	65 x 55 x 93 cm
	152 kg
	23+6=29 kW
	Ø130 mm
	44 cm

PRITY WD W29



	65 x 55 x 115 cm
	183 kg
	29+8=37 kW
	Ø130 mm
	44 cm

FIREPLACES WITH GRANITE



PRITY S1 W10




	49 x 46 x 83 cm
	94 kg
	10+5=15 kW
	Ø130 mm
	32 cm

PRITY S2 W10



	49 x 46 x 83 cm
	95 kg
	10+5=15 kW
	Ø130 mm
	32 cm



PRITY S3 W17



	57 x 53 x 93 cm
	128 kg
	17+5=22 kW
	Ø130 mm
	42 cm

PRITY W17



	65 x 55 x 116 cm
	138 kg
	17+6=23 kW
	Ø130 mm
	44 cm

PRITY FG W20



	65 x 55 x 115 cm		
	200 kg		
	20+6=26 kW		
	Ø130 mm		44 cm
	39 x 41 x 19 cm		

PRITY FM



49 x 46 x 93 cm



97 kg



12 kW



Ø130 mm



36 cm



34 x 37 x 19 cm



PRITY FG



57 x 53 x 93 cm



120 kg



14 kW



Ø130 mm



43 cm



39 x 41 x 19 cm



PRITY FG W15



57 x 53 x 93 cm



136 kg



15+5=20 kW



Ø130 mm



43 cm



37 x 40 x 19 cm



PRITY FGR



57 x 53 x 103 cm



120 kg



14 kW



Ø130 mm



43 cm



39 x 41 x 19 cm

PRITY FG W18 R



57 x 53 x 105 cm



150 kg



18+5=23 kW



Ø130 mm



43 cm



37 x 40 x 19 cm

PRITY FG W20



65 x 55 x 115 cm



187 kg



20+6=26 kW



Ø130 mm



44 cm



39 x 41 x 19 cm

PRITY 2P41




	91 x 56 x 80 cm		Ø130 mm
	110 kg		44 cm
	14 kW		41 x 49 x 21 cm

PRITY 2P41 /with door/



	91 x 56 x 80 cm		Ø130 mm
	115 kg		44 cm
	14 kW		41 x 49 x 21 cm



PRITY 2P50



	99 x 60 x 80 cm		Ø130 mm
	116 kg		47 cm
	16 kW		50 x 52 x 22 cm

PRITY 1P50R



	80 x 61 x 86 cm		Ø130 mm
	118 kg		48 cm
	14 kW		50 x 52 x 22 cm

PRITY GS



PRITY 1P34



	75 x 45 x 80 cm		Ø130 mm
	76 kg		34 cm
	10 kW		34 x 38 x 20 cm

PRITY 1P34L



	75 x 45 x 80 cm		Ø130 mm
	67 kg		34 cm
	10 kW		34 x 38 x 20 cm

PRITY SLB Combi



60 x 84 x 93 cm



Ø150 mm



199 kg



73 cm



33+2=35 kW



PRITY MA18



57 x 51 x 89 cm



138 kg



18+1=19 kW



Ø130 mm



38 cm

PRITY GA33



57 x 51 x 117 cm



175 kg



33+3=36 kW



Ø150 mm



38 cm

PRITY LB Combi



57 x 107 x 115 cm



276 kg



40+4=44 kW



Ø150 mm



94 cm



PRITY M



	70 x 47 x 76 cm		Ø200 mm
	90 kg		46 cm
	13 kW		

PRITY VM








	50 x 52 x 90 cm		Ø150 mm
	73 kg		39 cm
	13 kW		



PRITY 0 (Left/Right)








	70 x 40 x 63 cm		Ø200 mm
	75 kg		59 cm
	10 kW		








PRITY A



	65 x 65 x 73 cm		Ø200 mm
	116 kg		48 cm
	14 kW		

PRITY G



	75 x 58 x 78 cm		Ø200 mm
	119 kg		53 cm
	16 kW		



PRITY CM



	54 x 52 x 82 cm		Ø150 mm
	89 kg		44 cm
	13 kW		



PRITY AC



	66 x 55 x 79 cm		Ø200 mm
	92 kg		53 cm
	14 kW		

PRITY AC W20



	66 x 63 x 88 cm		Ø200 mm
	133 kg		53 cm
	20+5=25 kW		



PRITY C



	66 x 57 x 72 cm		Ø200 mm
	114 kg		53 cm
	15 kW		

PRITY C W28








	66 x 57 x 88 cm		Ø200 mm
	161 kg		53 cm
	28+5=33 kW		

Fireboxes to build-in






PRITY ATC




	108 x 70 x 68 cm		Ø200 mm
	141 kg		58 cm
	14 kW		

PRITY ATC W20








	108 x 75 x 81 cm		Ø200 mm
	194 kg		58 cm
	20+5=25 kW		








PRITY TC



	108 x 59 x 67 cm		Ø200 mm
	156 kg		58 cm
	16 kW		

PRITY TC W28



	108 x 59 x 83 cm		Ø200 mm
	214 kg		58 cm
	28+5=33 kW		



PRITY 3C



	77 x 59 x 72 cm		Ø200 mm
	133 kg		58 cm
	16 kW		

PRITY 2C

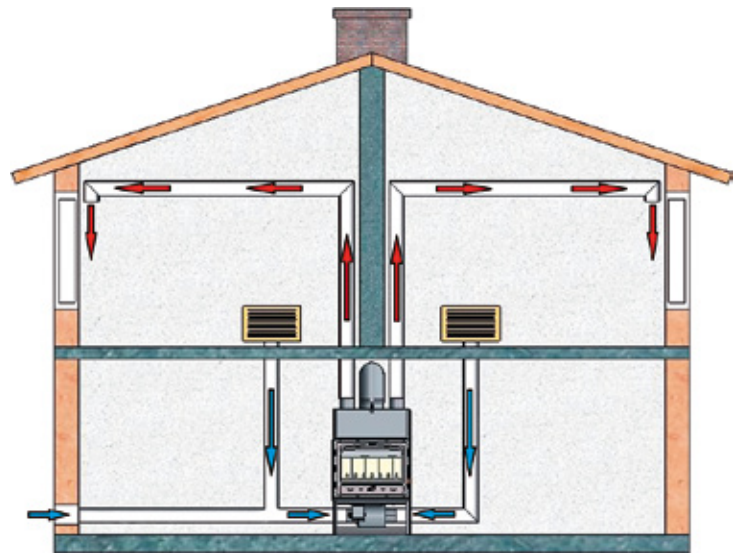


	66 x 70 x 69 cm		Ø200 mm
	133 kg		53 cm
	16 kW		

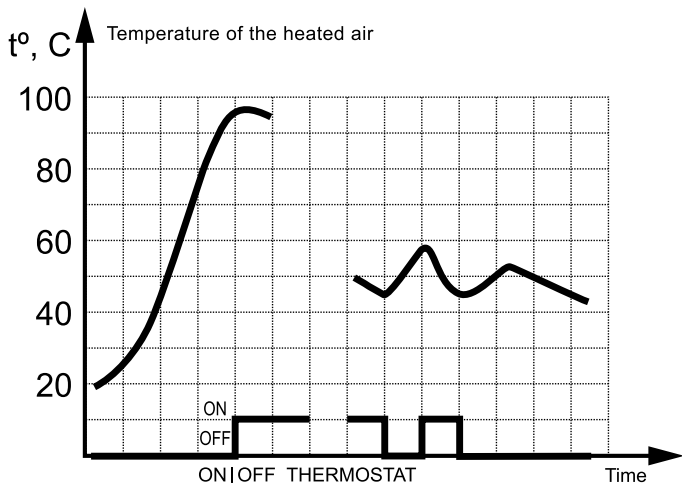
PRITY CF



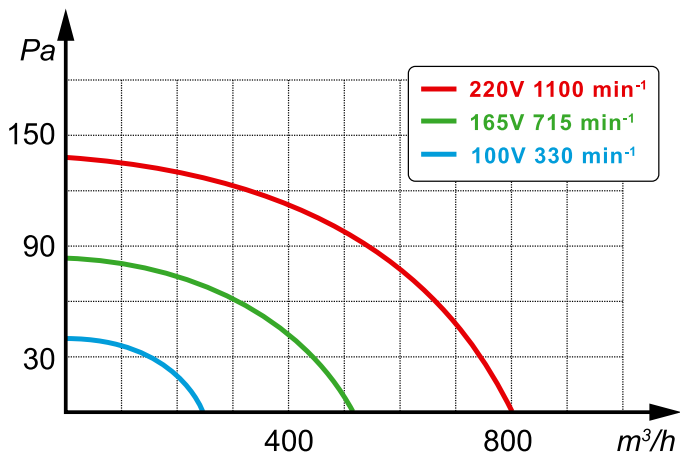
	66 x 61 x 117 cm		Ø200 mm
	150 kg		53 cm
	10+8=18 kW		Ø120 mm



CHARACTERISTIC OF THE THERMOSTAT



CHARACTERISTIC OF THE FAN



PRITY TCF



	108 x 60 x 114 cm		Ø200 mm
	190 kg		58 cm
	10+8=18 kW		Ø120 mm



PRITY PMV



46 x 41 x 120 cm



79 kg



11 kW



Ø150 mm



40 cm

PRITY PMV3



46 x 41 x 120 cm



76 kg



11 kW



Ø150 mm



40 cm





PRITY PM



	69 x 39 x 92 cm		Ø150 mm
	102 kg		50 cm
	13 kW		

PRITY PM3








	69 x 39 x 92 cm		Ø150 mm
	94 kg		50 cm
	13 kW		



PRITY PM3L








	69 x 39 x 92 cm		Ø150 mm
	94 kg		50 cm
	13 kW		










PRITY P



	86 x 41 x 77 cm		Ø200 mm
	106 kg		63 cm
	13 kW		

PRITY P W18








	89 x 41 x 79 cm		Ø200 mm
	140 kg		63 cm
	18+5=23 kW		








PRITY PS2



	70 x 40 x 71 cm		Ø200 mm
	86 kg		52 cm
	10 kW		

PRITY PS3



	70 x 40 x 71 cm		Ø200 mm
	85 kg		52 cm
	10 kW		



PRITY PP



	49 x 44 x 95 cm
	88 kg
	10 kW
	Ø130 mm
	31 cm





PRITY PL



49 x 60 x 117 cm



137 kg



12 kW



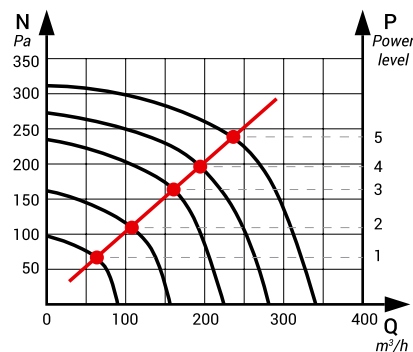
Ø80 mm



24 kg

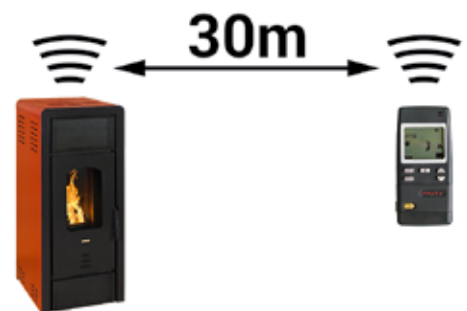


CHARACTERISTIC OF THE ROOM FAN



Model	PL	
Pellet tank capacity , l/kg	40/24	
Flue gas temperature , °C	60 - 130	
Energy efficiency , %	90 - 94	
POWER	kW	kg/h*
1	3.6	0.8
2	5.7	1.25
3	7.8	1.7
4	9.9	2.15
5	12	2.6
CO emissions , %	0.018	
Noise , dB(A)	58	

* Pellet consumption





PRITY PLW13



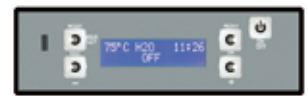
FERRARI



MESSING


54 x 60 x 104 cm
 153 kg
 13+4=17 kW

Ø80 mm
 100 W
 20 kg





Pellet firebox PRITY KPW24



Model	PLW13		KPW24	
Dimensions , mm	54x60x104		78x75x120	
Weight , kg	153		165	
Flue diameter , mm	80		100	
Pellet tank capacity , l/kg	37/22		73/44	
Flue gas temperature , °C	90 - 195		83 - 135	
Energy efficiency , %	87 - 93		90.7 - 93.5	
POWER	kW	kg/h*	kW	kg/h*
1	4 (2+2)	0.9	11 (7+4)	2.6
2	7 (5+2)	1.6	15 (10+5)	3.3
3	11 (8+3)	2.4	17 (12+5)	3.8
4	14 (10+4)	3.1	21 (15+6)	4.6
5	17 (13+4)	3.8	24 (18+6)	5.7
CO emissions , %	0.0149		0.0119	
Dust emissions , mg/m ³	29		19.6	

* Pellet consumption



EN 14785:2006

BImSchV2

15a B-VG



PRITY K1 RK



	73 x 47 x 63 cm		Ø130 mm
	120 kg		32 cm
	9 kW		

PRITY K2 RK



	73 x 47 x 87 cm		Ø130 mm
	153 kg		32 cm
	10 kW		

Fireplaces with terracotta

PRITY FMS-RK



PRITY FM RK






	73 x 47 x 111 cm		Ø130 mm
	225 kg		32 cm
	12 kW		




PRITY S3W13 K






	73 x 47 x 99 cm		Ø130 mm
	220 kg		32 cm
	13+5=18 kW		




Fireplaces with terracotta

FIREPLACES K1	kW			
PRITY K1 optima	8	130	39 x 39 x 76	60
PRITY Mini	5	130	39 x 47 x 62	48
PRITY K1	9	130	45 x 38 x 76	61
PRITY K1 E	9	130	45 x 38 x 84	62
PRITY K1 K	9	130	45 x 38 x 95	65
PRITY K1 R	9	130	45 x 38 x 75	66
PRITY K12	10	130	49 x 45 x 76	74
PRITY K13	12	130	59 x 44 x 81	88
PRITY K1 W8	8+4=12	130	45 x 40 x 76	65
PRITY K1 CP	9	130	46 x 44 x 76	74
PRITY K1 CP W8	8+4=12	130	46 x 44 x 76	74




FIREPLACES K2	kW			
PRITY K2	10	130	49 x 46 x 81	79
PRITY K2 with niche	10	130	49 x 46 x 90	90
PRITY K2 CP	10	130	51 x 50 x 81	90
PRITY K2 CP W10	10+5=15	130	51 x 50 x 81	94
PRITY K2 CP W13	13+5=18	130	51 x 50 x 91	105
PRITY K2 CP W13 E	13+5=18	130	51 x 50 x 103	107
PRITY K22	10	130	49 x 46 x 81	80
PRITY K22 E	10	130	49 x 46 x 92	82
PRITY K22 CP	10	130	51 x 50 x 81	91
PRITY K22 CP W10	10+5=15	130	51 x 50 x 81	95



FIREPLACES STANDARD	kW			
PRITY S1	10	130	49 x 46 x 83	81
PRITY S2	10	130	49 x 46 x 83	83
PRITY S1 W10	10+5=15	130	49 x 46 x 83	85
PRITY S2 W10	10+5=15	130	49 x 46 x 83	86
PRITY S3 W13	13+5=18	130	49 x 46 x 93	93
PRITY S3 W17	17+5=22	130	57 x 53 x 93	118
PRITY S3 W21	21+5=26	130	57 x 53 x 93	134
PRITY SR	11	150	49 x 46 x 94	77
PRITY SRB	11	150	49 x 46 x 84	77
PRITY SK	10	130	47 x 53 x 90	93
PRITY SB	10	130	47 x 47 x 84	89
PRITY SK W10	10+5=15	130	47 x 53 x 90	98
PRITY SB W10	10+5=15	130	47 x 47 x 84	92




SPECIAL FIREPLACES	kW			
PRITY AM	12	150	72 x 55 x 82	93
PRITY AMB	12	150	72 x 55 x 72	89
PRITY AM W12	12+6=18	150	72 x 55 x 82	113
PRITY CMR	15	150	66 x 55 x 90	138
PRITY MB	13	130	68 x 47 x 78	106
PRITY MR	10	130	68 x 47 x 87	103




FIREPLACES WITH OVEN	kW			
PRITY FM	12	130	49 x 46 x 93	97
PRITY FM E	12	130	49 x 46 x 105	99
PRITY FG	14	130	57 x 53 x 93	120
PRITY FGR	14	130	57 x 53 x 103	120
PRITY FG W15	15+5=20	130	57 x 53 x 93	136
PRITY FG W18 R	18+5=23	130	57 x 53 x 105	150
PRITY FG W20	20+6=26	130	65 x 55 x 115	187




FIREPLACES PRITY	kW			
PRITY	15	130	65 x 55 x 116	135
PRITY WD	15	130	65 x 55 x 78	119
PRITY WD E	15	130	65 x 55 x 91	121
PRITY W17	17+6=23	130	65 x 55 x 116	130
PRITY WD W15	15+5=20	130	65 x 55 x 78	115
PRITY WD W24	23+6=29	130	65 x 55 x 93	152
PRITY WD W29	29+8=37	130	65 x 55 x 115	183







COOKING STOVES	kW			
PRITY GS	-	80	62 x 38 x 46	34
PRITY 1P34	10	130	75 x 45 x 80	76
PRITY 1P34L	10	130	75 x 45 x 80	67
PRITY 2P41	14	130	91 x 56 x 80	110
PRITY 2P50	16	130	99 x 60 x 80	116
PRITY 1P50R	14	130	80 x 61 x 86	118
PRITY W12 2P41	12+4=16	130	91 x 56 x 80	115

BOILERS	kW			
PRITY MA18	18+1=19	130	57 x 51 x 89	138
PRITY MA18 /door/	18+1=19	130	57 x 56 x 89	145
PRITY GA26	26+2=28	130	57 x 51 x 107	157
PRITY GA26 /door/	26+2=28	130	57 x 56 x 107	164
PRITY GA33	33+3=36	150	57 x 51 x 117	175
PRITY GA33 /door/	33+3=36	150	57 x 56 x 117	182
PRITY LB Combi	40+4=44	150	57 x 107 x 115	276
PRITY SLB Combi	33+2=35	150	60 x 84 x 93	199

FIREBOXES TO BUILD IN	kW			
PRITY M	13	200	70 x 47 x 76	90
PRITY M W18	18+5=23	200	70 x 59 x 71	125
PRITY M W22	22+5=27	200	70 x 52 x 85	146
PRITY VM	13	150	50 x 52 x 90	73
PRITY VM W15	15+5=20	200	50 x 52 x 90	104
PRITY A	14	200	65 x 65 x 73	116
PRITY A W16	16+5=21	200	69 x 69 x 73	125
PRITY A W20	20+5=25	200	101 x 70 x 79	172
PRITY G	16	200	75 x 58 x 78	119
PRITY G W18	18+5=23	200	75 x 58 x 76	129
PRITY G W28	28+5=33	200	75 x 58 x 87	152
PRITY O	10	200	70 x 40 x 63	75
PRITY CM	13	150	54 x 52 x 82	89
PRITY AC	14	200	66 x 55 x 79	92
PRITY AC W20	20+5=25	200	66 x 63 x 88	133
PRITY C	15	200	66 x 57 x 72	114
PRITY 2C	16	200	66 x 70 x 69	133
PRITY 3C	16	200	77 x 59 x 72	133
PRITY C W18	18+5=23	200	66 x 57 x 72	144
PRITY C W28	28+5=33	200	66 x 57 x 88	161
PRITY C W35	35+5=40	200	66 x 57 x 115	198
PRITY 2C W28	28+5=33	200	66 x 70 x 84	185
PRITY 3C W28	28+5=33	200	77 x 59 x 102	196
PRITY 3C W35	35+5=40	200	80 x 73 x 114	251
PRITY ATC	14	200	108 x 70 x 68	141
PRITY ATC W20	20+5=25	200	108 x 75 x 81	194
PRITY TC	16	200	108 x 59 x 67	156
PRITY TC W28	28+5=33	200	108 x 59 x 83	214
PRITY TC W35	35+5=40	200	108 x 59 x 99	236

FIREBOXES TO BUILD IN WITH FAN	kW			
PRITY CF	10+8=18	200	66 x 61 x 117	150
PRITY 2CF	10+8=18	200	73 x 73 x 113	188
PRITY TCF	10+8=18	200	108 x 60 x 114	190
PRITY TC2F	12+8=20	200	108 x 60 x 131	215

FIREPLACES PRITY PANORAMA	kW			
PRITY PM	13	150	69 x 39 x 92	102
PRITY PM3	13	150	69 x 39 x 92	94
PRITY PM3L	13	150	69 x 39 x 92	94
PRITY PMV	11	150	46 x 41 x 120	79
PRITY PMV3	11	150	46 x 41 x 120	76
PRITY P	13	200	86 x 41 x 77	106
PRITY PW18	18+5=23	200	89 x 41 x 79	140

PRITY PS2	10	200	70 x 40 x 71	86
PRITY PS3	10	200	70 x 40 x 71	85
PRITY P TV	13	200	86 x 47 x 77	112
PRITY PW18 TV	18+5=23	200	89 x 47 x 79	146
PRITY PP	10	130	49 x 44 x 95	88
PRITY LUX	18	200	∅125 x 265	210
PELLETE STOVES				
	kW			
PRITY PL	12	80	49 x 60 x 117	137
PRITY PLW13	13+4=17	80	54 x 60 x 104	153
PRITY KPW24	18+6=24	100	78 x 75 x 120	165
FIREPLACES WITH TERRACOTTA				
	kW			
PRITY K1 RK	9	130	73 x 47 x 63	120
PRITY K2 RK	10	130	73 x 47 x 87	153
PRITY FMS RK	12	130	73 x 47 x 88	162
PRITY FM RK	12	130	73 x 47 x 111	225
PRITY S3W13 K	13+5=18	130	73 x 47 x 99	220

Legend

-  Fireplace dimensions /cm/
-  Fireplace weight /kg/
- kW** Fireplace power /kW/
-  Flue diameter /mm/
-  Maximum log length /cm/
-  Oven dimensions /cm/
-  Airflow pipe diameter /cm/
-  Pellet tank capacity /kg/



PRITY K2 CP W13 E



PRITY FM E



PRITY K22 E



PRITY 2P41

