

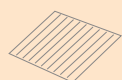
3337.0921 Swiss Premium

M340-60-b GG LEVEL

Glass-glass / Mono HiR full-square / 340Wp /
Full Black / LEVEL roof-integrated system



Made in Deitingen (Switzerland)



n-type HiR technology



Meets highest aesthetic requirements



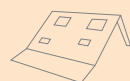
Withstands highest static loads




Lifespan of over 50 years due to glass-glass technology



Full traceability of all raw materials



Designed for challenging roof geometries



The LEVEL roof-integrated system consists of glass-glass solar modules that are overlapped – just like roofing shingles. Even complex surfaces can be covered, which makes it the perfect solution for entire and aesthetic roof integrations.



innovation in power



Electrical data STC

Nominal power (Pmpp)	340 Wp
Nominal voltage (Umpp)	35.7 V
Nominal current (Impp)	9.53 A
Open circuit voltage (Uoc)	42.4 V
Short circuit current (Isc)	9.99 A
Cell efficiency	24.2 %
Module efficiency	19.7 %
Power sorting	-3/+3 %

STC (Standard Test Conditions): irradiance 1000 W/m², cell temperature 25°C, AM 1.5
 Measuring tolerances ±3 % (Pmpp); ±10 % (Umpp, Impp, Uoc, Isc)

Electrical data at partial load

800 W/m ²	
Nominal power (Pmpp)	254 Wp
Nominal voltage (Umpp)	33.3 V
Nominal current (Impp)	7.63 A
Open circuit voltage (Uoc)	40.4 V
Short circuit current (Isc)	8.00 A

Measuring tolerances ±5 % (Pmpp); ±10 % (Umpp, Impp)

Thermal properties

Nominal operating cell temperature (NOCT)	42 ± 2 °C
Temperature coefficient Uoc	-0.260 %/°C
Temperature coefficient Isc	+0.046 %/°C
Temperature coefficient Pmpp	-0.320 %/°C

Operating conditions

Temperature range	-40 ... +85 °C
Max. system voltage	1000 V optionally available for 1500V
Max. string fuse	20 A
Max. snow loads *	Up to 13'000 N/m ²
Hail resistance	HW 5 (50 mm at 30.8 m/s)
Application class (acc. to IEC/EN 61730)	A


Fire protection

Top and back layer are made of heat-resistant glass. The component is considered to be non-combustible material as defined by the Cantonal Fire Insurances.

Protection class	II
Standards	IEC/EN 61215, 61730
Salt spray test	IEC/EN 61701 I+II
Ammonium corrosion test	IEC/EN 62716

* Max. possible forces acting on the module. The maximum values in mounted condition depend on the substructure as well as the installation situation. If the requirements are higher than IEC/EN 61215, a project-specific dimensioning of the mounting system is necessary.

Technical drawing



Product variant Junction box on the right (viewed from above)

3337.0922 Swiss Premium M340-60-b GG LEVEL JBox R

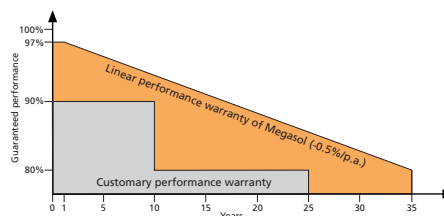
Note: The instructions in the installation manual must be strictly complied with. Further information about approved utilization of products can be found in the installation manual or can be requested from the technical service.

General data

Laminate structure	Glass-glass
Cell type	Megasol Mono HiR 9BB Deep black
Cell size	158.75 mm (G1 full-square)
Number of cells (matrix)	60 (6x 10)
Colour	Full Black Black cell spacing, black cross-contacts
Frame	Frameless LEVEL roof-integrated system
Front side	3.2 mm solar glass High-transmission, tempered/toughened, nano-finished surface
Encapsulation material	Special EVA (UV+/IR+) with lowest yellowness index
Back side	3.2 mm solar glass Tempered/toughened
Junction box	Split Box
Cable cross section	4 mm ²
Connectors	Original Stäubli MC4
Dimensions (LxWxH) ±3.0 mm	1100x 1695x8 mm
Modular dimensions (LxW)	1016x 1700 mm
Weight	32.6 kg

Quality and warranty

Quality characteristics	PID-free (no potential induced degradation) Yield-optimized low-light performance Full traceability of all raw materials
Product warranty	15 years
Linear performance warranty	35 years



Relative efficiency level in relation to the minimal output (%). At least 97% of the minimum output during the first year. Afterwards, max. 0.5% degradation per annum. At least 92.5% of the minimum output after 10 years. At least 85% of the minimum output after 25 years. At least 80% of the minimum output after 35 years. All data within the measuring tolerances. Warranties according to the respective latest Megasol Warranty Conditions which can be found on www.megasol.ch/warranty.



E-mail: info@megasol.ch
 Hotline: +41 62 919 90 90
www.megasol.ch



Megasol partner

Subject to errors and technical modifications. Data sheet in accordance with DIN EN 50380. © Megasol Energy Ltd | Version: 09/2022