

## **The Instruction of Opening the Packing Box in Right way**

Equipment and tools: cutters, gloves, forklifts.

Staff: at least three people

### **Attention:**

1. When open the packing box outside, it is prohibited in rainy condition. Because after the rain, the carton will be soft and the PV modules will be broken or hurt the staff.
2. Please pay more attention to the safety when it is windy. When the wind is strong, it is suggested not to move the PV modules and need to fix the unpacking modules.
3. The ground need to ensure that the box can be placed horizontally and stably to avoid tilting.
4. Please wear the gloves during opening the packing box to avoid hurting the hands and leaving finger-marks on the glass.

### **Sequence unpacking**

1. Move the packing box with pallet by forklift to the operation area. Then pull the PV modules slowly to avoid the strong shake and vibration.
2. The forklifts are not too short because it needs to avoid the pallets tilting back during transport. The mobile forklifts need to move slowing up and down to grasp the center of gravity of the modules. It is best for the manual forklifts to enter the pallets from the short side.
3. The long side of the PV modules which are not open needs to be near the solid walls, stand or other unopened PV modules with the same specifications, which is need to be parallel with the long side of pallet and the distance is 15-20cm.

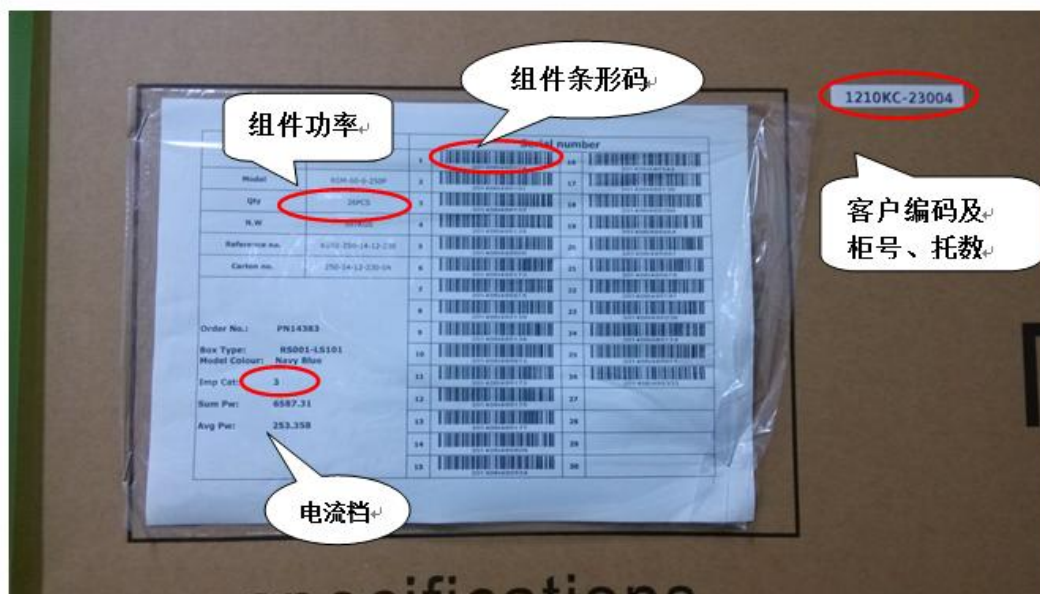


wall

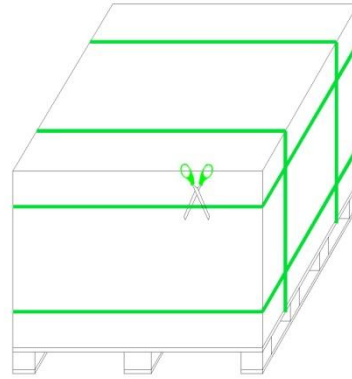


stand

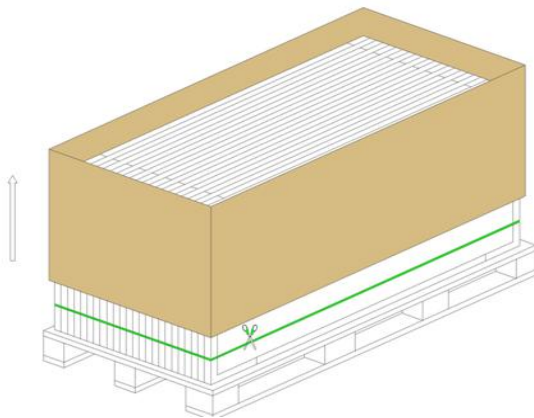
4. Check the packing box whether is complete and check the power of PV modules and other information.



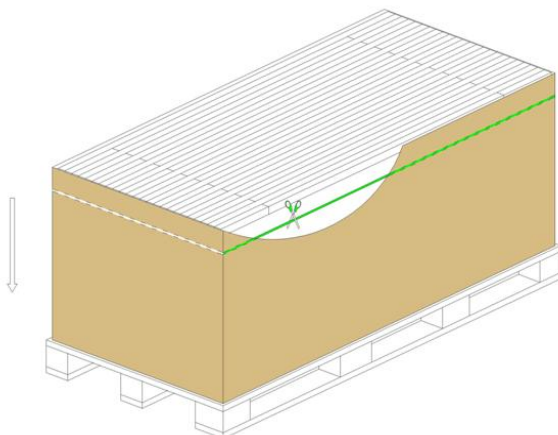
5. Open the four PET strapping of the carton.



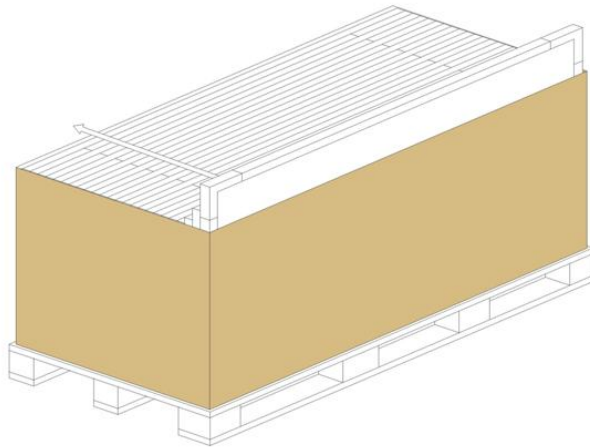
1. Find the binding of the strapping, grasp the ends of the binding, use the opposite force and you can easily make it separate. As the picture:
2. The packing with packing buckle can be open by scissors or a utility knife.



6. Open the top cover of the carton and slightly lift the carton frame. Then cut down the under strap. As the picture:



7. Put down the carton frame, cut a small opening on the carton frame, cut off above the pack. As shown in figure



8. After cutting the strap, please remove the PV modules from the outside of the carton.








9. The PV modules which have been taken out should be lie flat on the pallet, and the quantity should be less than 26pcs.

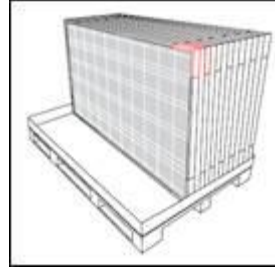
10. If the PV modules don' t install immediately after opening, they need to be shifted from vertical to flat. Please put a lid of carton on the pallet. Then put the first module with the glass upward and others with the glass downward. The quantity should be less than 26pcs.

**Note:** the modules should be aligned after stacking, otherwise the PV modules will tilt and fall down during transport.

## The instruction of storage in transport

<p>Firstly, the plastic film outside the carton of the PV modules of Risen Energy Co., Ltd can be regular waterproof and dustproof for the modules. If the modules will have a long time to transport and storage, please don't remove it.</p>	
<p>Secondly, the modules can be transport by land, sea and air. During transport, please ensure that the modules will not roll. It is best to fix the carton on the platform. PV modules are fragile goods, so they can not fall from a height. Moreover, please avoid the modules to have strong shake and vibration.</p>	 <p>向上 易碎物品</p>
<p>Thirdly, the carton can be not completely waterproof. The structural strength will be small after the carton is wet and the danger may occur. So please put the modules in the ventilated and dry place where it can protect them from rain.</p>	 <p>防潮、防雨</p>
<p>Fourthly, the cartons can transport or storage by stocking, but the height should be no more than two floors.</p>	 <p>堆积</p>
<p>Fifthly, don't step on the cartons and PV modules.</p>	 <p>禁踏</p>

Sixthly, please open the carton of Risen as “the Instruction of Opening the Packing Box in Right way of Risen Energy Co., Ltd”

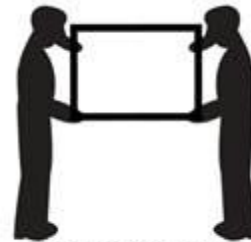


Seventhly, it is forbid to put the modules with corrosive chemicals or gases and it need to be fireproof.



防火

Eighthly, it need two people to operate together and should be gentle during moving the single module.



MODULES SHOULD BE  
HANDLE BY 2 PERSONS

Ninthly, please open the carton carefully when you find the carton is damp and take out the modules to put in ventilated place to avoid mold. The quantity of stacking modules should be no more than 26pcs.

